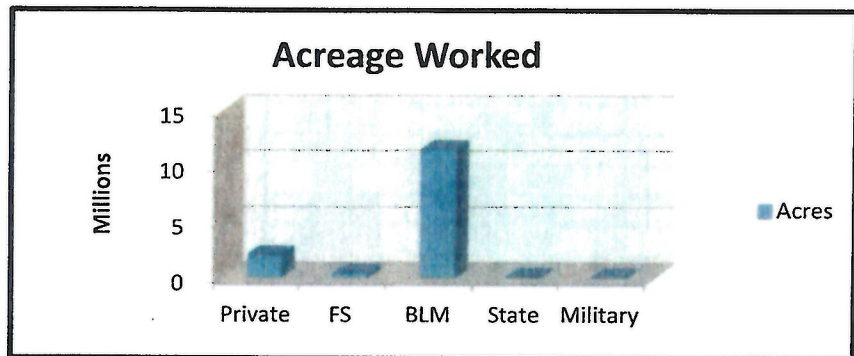
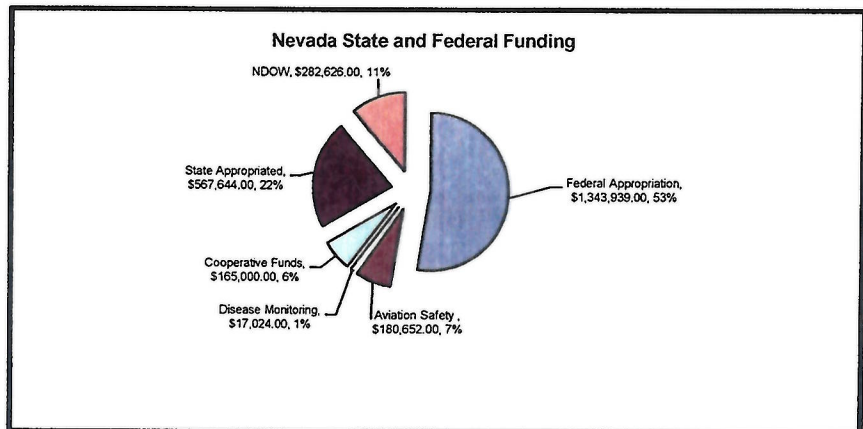


Acreage Worked

Private	2,035,284
FS	408,046
BLM	11,507,590
State	70,800
Military	43,400
Total	14,065,120

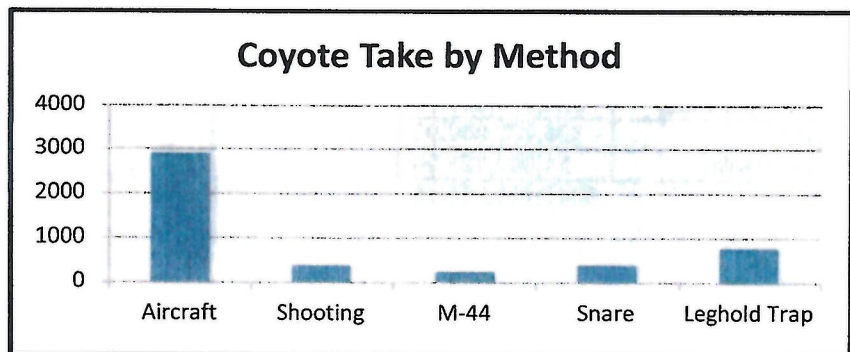


Federal Appropriation	\$1,343,939.00
Aviation Safety	\$180,652.00
Disease Monitoring	\$17,024.00
Cooperative Funds	\$165,000.00
State Appropriated	\$567,644.00
NDOW	\$282,626.00
<b>Total</b>	<b>\$2,556,885.00</b>



Coyote Take by Method

Aircraft	2879
Shooting	376
M-44	234
Snare	388
Leghold Trap	765
Total	4642



Other Take


Mountain Lion	27
Feral Pigs	13
Black Bear	2

Aerial Hours Worked

1,379 hours from October 1, 2012 thru September 30, 2013

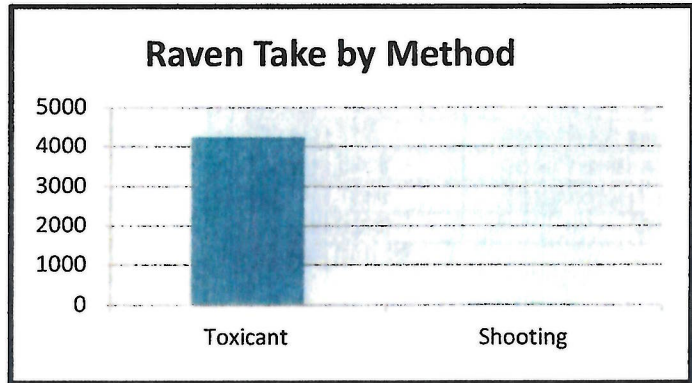
Damage by Resource	Verified by WS	Reported
Landscaping, Turf	\$0	\$25,000
Livestock	\$217,926	\$87,183
Other Agriculture	\$6,500	\$23,640
Other Property	\$0	\$15,000
Field Crops	\$48,369	\$40
Structures	\$25,000	\$58,080
Pets	\$6,340	\$15,950
<b>Total</b>	<b>\$304,135</b>	<b>\$224,893</b>

\$\$\$ damage would be much higher without an effective wildlife damage management program



Raven Take

Toxicant	4218
Shooting	15
<b>Total</b>	<b>4233</b>

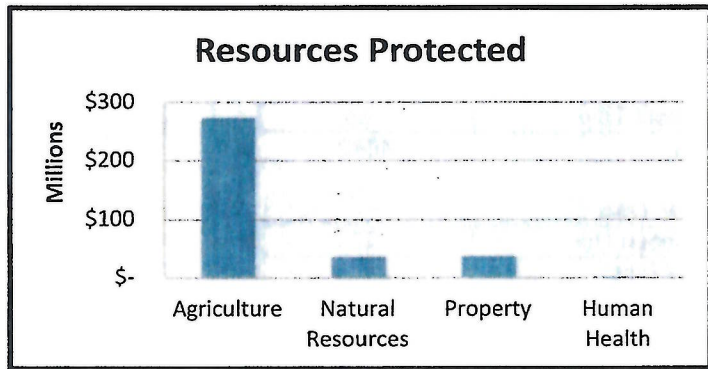


Disease Sampling 422 samples taken

Technical Assistance Provided 3,423 people

Resources Protected

Agriculture	\$271,354,682.00
Natural Resources	\$35,377,543.00
Property	\$36,002,900.00
Human Health	\$1,000,125.00
<b>Total</b>	<b>\$343,735,250.00</b>



The Nevada Wildlife Services Program helped Nevada's ranchers, farmers, wildlife managers, and the general public protect over \$343 million in resources in FY 2012

Federal 2014 Federal Budget- continuing resolution for 3.5 months